

ACO Self

Residential & Landscape Products

DrainLine 100 is made from durable polymer concrete and helps to divert rainwater from driveways, paths, garages, homes and patios in order to protect buildings.

The wide selection of grate styles and materials make it simple to meet any aesthetic and application requirements.

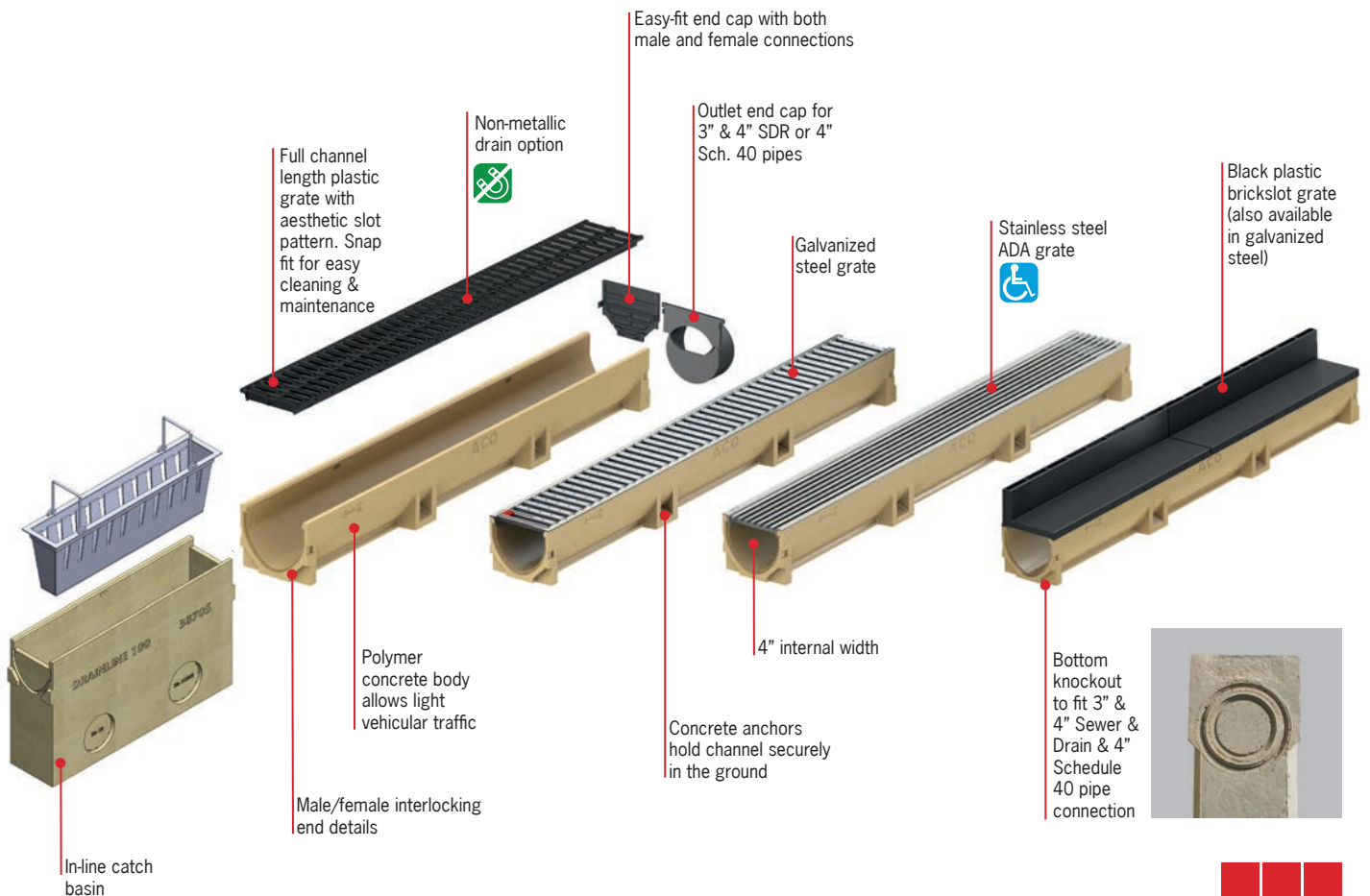
The polymer concrete body of DrainLine 100 has excellent strength and is resilient to salt, oil, gas, etc. It's v-shaped profile and smooth surface make it very effective in high flow situations.

DrainLine 100 is suitable for pedestrian/light vehicle traffic applications such as:

- Driveways
- Paths
- Garages
- Patios
- Pools



Product Overview

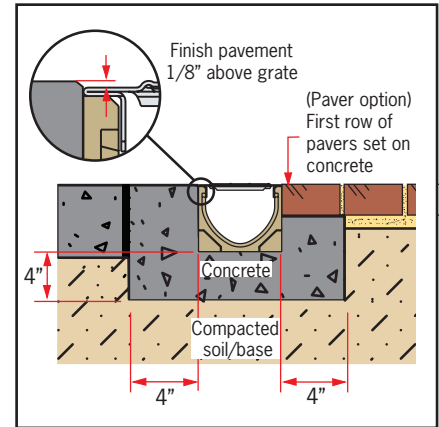


Part Table


	Part No.	Length inches	Width inches	Height inches	Wgt. lbs.
Polymer concrete channel (1 meter)	38509	39.4	4.6	3.8	14.8
Grate removal tool	03429	-	-	-	0.6
Closing end cap	319288	-	4.6	3.8	0.1
Outlet end cap	319289	-	5.1	3.2	0.1
Galvanized steel grate (1 meter)	38516	39.4	4.6	0.5	2.64
Stainless steel longitudinal grate (1 meter)	10323	39.4	4.6	0.5	6.95
Black plastic microgrip grate (1 meter)	319250	39.4	4.6	0.5	1.25
Black plastic brickslot grate (0.5 meter)*	319554	19.7	4.6	0.5	0.96

* 2 grates needed to fill 1 meter channel


Installation Diagram



Grate Options



Accessories



Installation Instructions



Excavate area to allow room for channels/catch basin and 4" of concrete on all 3 sides.



Pour concrete bed - 12" wide by 4" deep; keep outlet pipe clean.



Lay channels starting at outlet. Set a string line at required height to ensure level. Seal joints if required.



Fit end caps. Insert grates. To keep concrete from getting onto grates or seam, protect grates with plastic.



Install pavers or finish pavement surround to required level. Should be 1/8" above grate.



Clean away debris, remove protective plastic.

For driveway applications, trench drain **MUST** be surrounded by 4" of concrete.

ACO, Inc.

West Sales Office
825 W. Beechcraft St.
Casa Grande, AZ 85122
Tel: (520) 421-9988
Toll Free: (888) 490-9552
Fax: (520) 421-9899

Northeast Sales Office
9470 Pinecone Drive
Mentor, OH 44060
Tel: (440) 639-7230
Toll Free: (800) 543-4764
Fax: (440) 639-7235

Southeast Sales Office
4211 Pleasant Road
Fort Mill, SC 29708
Toll Free: (800) 543-4764
Fax: (803) 802-1063

Electronic Contact:
info@acousa.com
www.acoself.com

© May 2018 ACO, Inc.

All reasonable care has been taken in compiling the information in this document. All recommendations and suggestions on the use of ACO products are made without guarantee since the conditions of use are beyond the control of the company. It is the customer's responsibility to ensure that each product is fit for its intended purpose and that the actual conditions of use are suitable. ACO, Inc. reserves the right to change products and specifications without notice.

Re-order Part # MK020 v1.0

